



# PSIP70036W

IP65 700mA 18W - 36W Driver

## FEATURES

IP rating	IP65
-----------	------

## INSTALLATION INFORMATION

Double Insulation	Yes
Bathroom zone	1
Inrush Current	18A 0.1ms
Construction Material	Plastic
Weight	250g
SELV	Yes
Electric Class (1, 2, 3)	2

## ACCESSORIES

No accessories required
-------------------------

## PRODUCT CODES

Product code	Description
PSIP70036W	IP65 700mA 36W Driver, Non Dimmable, 5 year warranty




## ELECTRICAL CHARACTERISTICS

Wattage	Input (mA)	Input (V)	Drive Current (mA)	Output (V)	Power factor
36W	0.18A	220-240V AC	700mA	25 - 50V	>0.9



COLLINGWOOD  
LIGHTING

01604 495 151  
collingwoodlighting.com

-  @collingwoodLED
-  /collingwoodlighting
-  collingwoodled

## GUARANTEE / WARRANTY

5 year extended warranty

## FEATURES & BENEFITS

- IP65 rated, making it ideal for landscape products
- 700mA Output
- Non Dimmable
- 18W Min Input Wattage
- 36W Max Input Wattage
- 220-240VAC Input Voltage
- Double Insulation
- Slim and discreet design
- Easy to install with improved round cabling

