

Decorative Lighting







WL041IP

Straight to mains, fan effect LED wall light

Features

IP rating	IP65
CSP switchable	Single CCT
Tiltable	No
Rotatable	No
Dimmable option	No
Input	220-240V AC
LED lifetime	L70 70,000h
Colour rendering Index	CRI>80
Colour consistency	SDCM3

Installation information

Cut out size (mm)	N/A
Bathroom zone	2
Inrush current	9A 0.8ms
Construction material	Anodised aluminium
Weight	0.3kg
Maximum ambient temperature	35°C
Electric class (1, 2, 3)	1

Photometrics @ 25°C

Product code	Finish	W	CCT	lm	lm/W	Energy
WL041 IP WW	Silver	1.6W	3000K	33	21	

Energy rating is a reflection of the LED light source.

Wiring information

Cable / flying lead	0.3m
Type of wiring required	Parallel

Accessories

N/A (No Accessories required)

Decorative Lighting

1.6W

1.6W



Coastal protected

IP65

IP65 ideal for outdoor environments

Guarantee

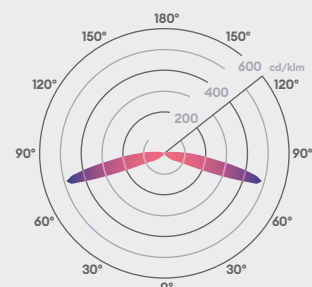
7 years

Features & benefits

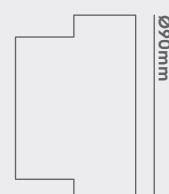
Unique radial appearance creates a decorative lit effect on surrounding surfaces

Straight to mains for easy installation

Complete with bracket and waterproof crimp connectors



60mm



Decorative Lighting



Coastal protected

1W

1W at 350mA

IP68

IP68 ideal for outdoor areas and extreme weather

Guarantee

7 years

Features & benefits

Small & discreet decorative recessed LED light

Perfect for discreet decorative light in interior and exterior applications



ML01

Decorative LED mini light

Features

IP rating	IP68
CSP switchable	Single CCT
Tilttable	No
Rotatable	No
Dimmable option	Driver dependent
Input	350mA
LED lifetime	L70 70,000h
Colour rendering Index	CRI>80
Colour consistency	SDCM3

Installation information

Cut out size (mm)	26
Bathroom zone	0
Inrush current	N/A
Construction material	Stainless steel (316)
Weight	50g
Maximum ambient temperature	35°C
Electric class (1, 2, 3)	3

Photometrics @ 25°C

Product code	Finish	W	CCT	lm	lm/W	Energy
ML01 27	Silver	1W	2700K	3.5	3.5	
ML01 WW	Silver	1W	3000K	3.6	3	
ML01 NW	Silver	1W	4000K	4	4	

Energy rating is a reflection of the LED light source.

Wiring information

Cable / flying lead	1m (0.205mm ² red & black PTFE)
Type of wiring required	Series

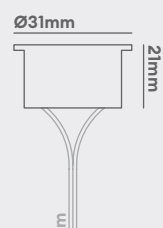
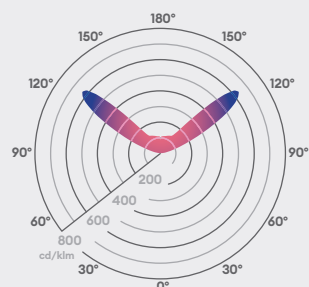
Recommended LED drivers

See pages 200 - 203 for complete LED driver offer

Product code	Input	SELV	Dimming	Bathroom zone	Products per driver
DRV350700TD (350 & 500mA)	220-240V	Yes	Yes	N/A	4-14
PSIP3509W	220-240V	Yes	No	0	1-8

Accessories

UY2 CONNECTOR	Quick waterproof connector	Sold Separately	213
---------------	----------------------------	-----------------	-----





LED LYTE IP

IP rated mini LED light

Features

IP rating	IP65
CSP switchable	Single CCT
Tilttable	No
Rotatable	No
Dimmable option	Driver dependent
Input	350mA
LED lifetime	L70 70,000h
Colour rendering Index	CRI>80
Colour consistency	SDCM3

Installation information

Cut out size (mm)	26
Bathroom zone	1
Inrush current	N/A
Construction material	Anodised aluminium
Weight	44g
Maximum ambient temperature	35°C
Electric class (1, 2, 3)	3

Photometrics @ 25°C

Product code	Finish	W	CCT	Beam angle	Im	lm/W	Energy
LED LYTE IP 27	Silver	1W	2700K	110°	58	58	A F
LED LYTE IP NW	Silver	1W	4000K	110°	82	82	A F
LED LYTE IP WW	Silver	1W	3000K	110°	63	63	A F

Energy rating is a reflection of the LED light source.

Wiring information

Cable / flying lead	1m (0.205mm² red & black PTFE)
Type of wiring required	Series

Recommended LED drivers

See pages 200 - 203 for complete LED driver offer

Product code	Input	SELV	Dimming	Bathroom zone	Products per driver
DRV350700TD (350 & 500mA)	220-240V	Yes	Yes	N/A	4-14
PSIP3509W	220-240V	Yes	No	1	1-8

Accessories

LED LYTE 1M EXT	1m Plug & Play extension lead	Sold Separately	119
LED LYTE 6 WAY EXT	6-way 1m Plug & Play extension lead	Sold Separately	119

Decorative Lighting



Quick and easy installation with plug and play connector



Coastal protected



IP65 ideal for outdoor areas

Guarantee

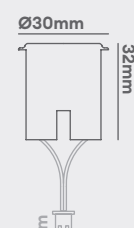
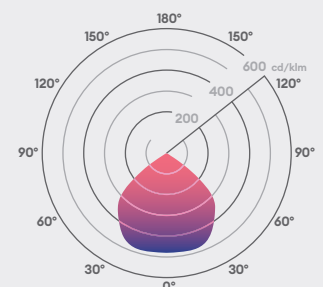
7 years

Features & benefits

Small & discreet

Ideal for decorative lighting

Beam angle: 110°



Decorative Lighting



Quick and easy installation with plug and play connector



Coastal protected



IP65 ideal for outdoor areas

Guarantee

7 years

Features & benefits

Small & discreet

Thread and nut for secure fitting



LED LYTE IP T

IP rated threaded mini LED light

Features

IP rating	IP65
CSP switchable	Single CCT
Tilttable	No
Rotatable	No
Dimmable option	Driver dependent
Input	350mA
LED lifetime	L70 70,000h
Colour rendering Index	CRI>80
Colour consistency	SDCM3

Installation information

Cut out size (mm)	26
Bathroom zone	1
Inrush current	N/A
Construction material	Anodised aluminium
Weight	44g
Maximum ambient temperature	35°C
Electric class (1, 2, 3)	3

Photometrics @ 25°C

Product code	Finish	W	CCT	Beam angle	lm	lm/W	Energy
LED LYTE IP T NW	Silver	1W	4000K	110°	82	82	

Energy rating is a reflection of the LED light source.

Wiring information

Cable / flying lead	1m (0.205mm ² red & black PTFE)
Type of wiring required	Series

Recommended LED drivers

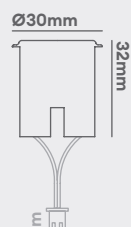
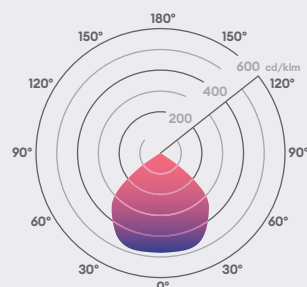
See pages 200 - 203 for complete LED driver offer

Product code	Input	SELV	Dimming	Bathroom zone	Products per driver
DRV350700TD (350 & 500mA)	220-240V	Yes	Yes	N/A	4-14
PSIP3509W	220-240V	Yes	No	1	1-8

Accessories

LED LYTE 1M EXT	1m Plug & Play extension lead	Sold Separately	119
LED LYTE 6 WAY EXT	6-way 1m Plug & Play extension lead	Sold Separately	119

Beam angle: 110°



LED Lyte accessories

Choose the ideal cable for LED Lyte

Connect your LED Lyte to a PLU/PP/350 1-9 driver.



Choose the ideal cable

	LED LYTE 1M EXT	LED LYTE 6 WAY EXT
Accessory on its own		

Product codes

Product Code	Description	Cable / flying lead	Guarantee
LED LYTE 1M EXT	1m extension lead (plug & play)	1m (0.205mm² red & black PTFE)	1 year extended warranty
LED LYTE 6 WAY EXT	6-way 1m extension lead lead (plug & play)	1m (0.205mm² red & black PTFE)	1 year extended warranty

Compatible with

	LED Lyte IP Page 117	LED Lyte IPT Page 118
LED LYTE 1M EXT		
LED LYTE 6 WAY EXT	